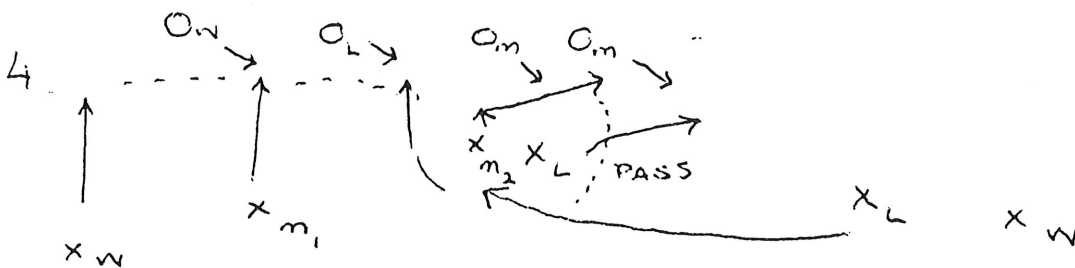
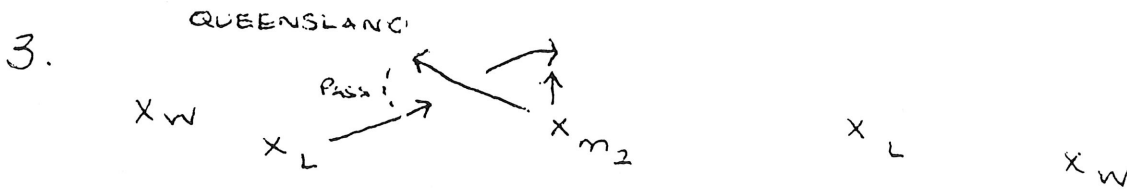

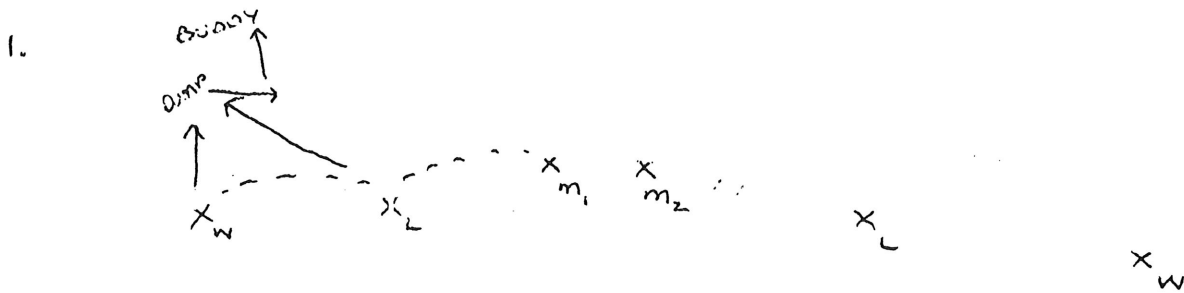


TAP OFF PLAYS

Tap 1

1. Ball goes straight to tie wing & we do 1 buddy
2. Ball comes back in & middle does a fade to the other middle
3. Middle takes off & does a Queensland with the link
4. Link drives back to the middle & splits hard to the other side
5. Middle dummies to get the middle interested then takes off with the link
6. Middle & link going hard get the 2 middles chasing & the opposite link from the opposite side sweeps back

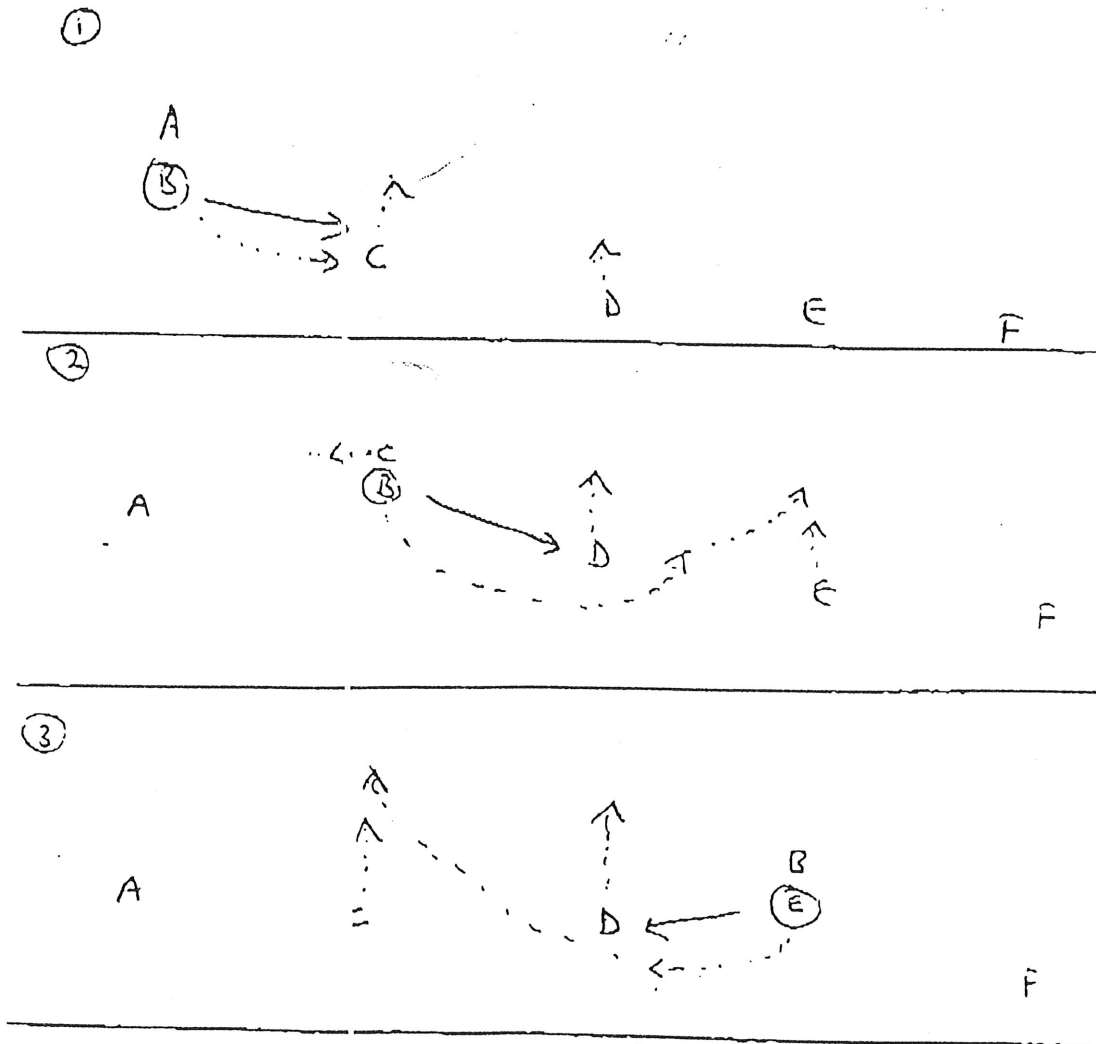


20-29

1. B passes to C and C dummies to D and then drives straight and dumps.
2. B goes to dummy half again and then he passes and wraps D who is hitting the ball straight. B then takes the ball in front of E and dumps.
3. E then passes and wraps D and he drives the ball across in front of B.

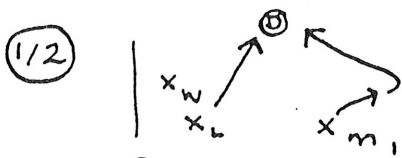
Key Points

- D must be deep and call for the ball in step 1 so he looks as though it is going to be a 2 off pass.
- E should be wide making sure the wrapper B, brings the ball right across to him.

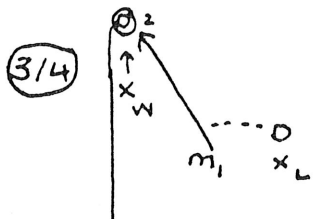


Double

1. Play starts the same as 21
2. Link passes to middle 1 who moves toward middle then steps back & runs toward the link
3. Middle dumps & splits to the short side receiving a quick release pass from the link
4. Middle then gains good quick metres up the sideline & drops for the wing



0 - dump
1 - on sideline
xm2
m1 - middle must sell dummy & change pace to get to link



xL - link gives quick release pass then spreads or subs
xm1 - Drives ball again to wing 2 should sub